



## Description of Obstacles

Description des obstacles

### Obstacle 1 – The Olympic Crown *La Couronne Olympique*

The first fence approach is slightly uphill, and there is enough distance from the starting box for a nice, forward, positive beginning. "Faster, higher, further - together"... with the horse!



Number	Height	Height of hedge	Drop	Top spread	Base spread	Jumpable width
1	1,12				2,30	2,20

All measures are in meters



**Obstacle 2 – The Builders' Oxer**  
*L'Oxer des Bâtisseurs*

This oxer is made of massive poles and is frangible. Here again, with a smooth curve on approach, it will stretch the horses with a clear message: go on! The theme of this fence is a tribute to the skill of all woodworkers, including those who built these fences. It features two traditional hand tools and an apprenticeship symbol.



Number	Height	Height of hedge	Drop	Top spread	Base spread	Jumpable width
2	1,18			1,75	2,40	3,60

All measures are in meters



**Obstacle 3 – The Peacocks’ Shelter**  
*L’abri des Paons*

The peacock shelter is situated in the "Peacock Allée." Maximum dimensions are used here, with a small chicane to create a fine perspective on the approach.



Number	Height	Height of hedge	Drop	Top spread	Base spread	Jumpable width
3	1,18			1,75	2,70	4,00

All measures are in meters




**Obstacle 4 – The Courtship of the Peacock**  
*La Parade du Paon*

This "ditch and brush" fence is here to say: this is cross-country. A very classic and always spectacular fence, especially in this environment with the grand canal in the background.



Number	Height	Height of hedge	Drop	Top spread	Base spread	Jumpable width
4	1,07	1,40			2,50	4,00

All measures are in meters




**Obstacle 5 ABC – The Ménagerie Pond**  
*Le bassin de la ménagerie*

A water jump at the fifth obstacle and a combination come quickly on the course. The terrain and the environment speak: the monumental fountain had to be used on such an occasion. Riders will need to motivate their horses and prevent them from being distracted. There are two different routes to allow the less confident to take more time between efforts.



Number	Height	Height of hedge	Drop	Top spread	Base spread	Jumpable width
5A direct	1,05		1,68		1,60	
5B direct	0,89	1,33		1,20	2,00	1,70
5A option	1,19				1,50	3,40
5BC option 1	0,92		1,55		1,50	3,80
5BC option 2	0,70	1,35				
5C direct	1,01					

All measures are in meters













**Obstacle 6 AB – The Ménagerie Fountain**  
*La Fontaine de la Ménagerie*

On the direct route, after the jump into the water over an angled fence (The Mangrove) and a brush corner (The Nest), competitors will jump out of the water over a pontoon with two strides to a frangible skinny fountain. Alternatively, those taking the two trees (A & B) to the water will exit without any jump and will have two brushes on a curve.



Number	Height	Height of hedge	Drop	Top spread	Base spread	Jumpable width
6AB direct	1,24				1,70	1,25
6A option	1,03				1,50	1,80
6B option	1,06				1,20	2,00

All measures are in meters







**Obstacle 7 AB – The Ulysses' Companions**  
***Les Compagnons d'Ulysse***

The link between "La Ménagerie" and "La Sablière" is made by a step to an angled frangible birch log, with the possibility of taking a longer route to a similar but less demanding fence.



Number	Height	Height of hedge	Drop	Top spread	Base spread	Jumpable width
7A	1,10					3,50
7B direct	1,19				1,65	1,80
7B option	1,16				1,70	2,20

All measures are in meters





**Obstacle 8 – The Reading Corner**  
**Le Salon de Lecture**

Here, there is a choice between two similar brush fences to jump at speed. The "Reading Corner" is a "ride and jump" fence. Let's bet Marie-Antoinette would have love to seat here.



Number	Height	Height of hedge	Drop	Top spread	Base spread	Jumpable width
8	1,1 / 1,11				2,00	3,05

All measures are in meters



**Obstacle 9 – The Pastoral Enclosure**  
*L'Enclos pastoral*

This rustic open oxer (frangible), coming after a long gallop uphill, will help riders to regain control and balance before the next and second water jump.



Number	Height	Height of hedge	Drop	Top spread	Base spread	Jumpable width
9	1,17			1,75	2,70	3,10

All measures are in meters





**Obstacle 10 AB – The Vauban Citadelle**  
***La Citadelle Vauban***

A cluster of spectacular jumps with multiple routes: a stone-effect bridge leading to a narrow "V," then to one of four brush corners; or a simple ditch leading to angled brushes or a narrow brush oxer into the water, followed by one of these brush corners. Riders will need to be solid, reactive, and determined here. The famous Vauban, contemporary of Louis XIV, designed many fortresses around Europe with incredible geometric shapes that were his signature.



Number	Height	Height of hedge	Drop	Top spread	Base spread	Jumpable width
10A direct	1,20			1,00	2,50	2,00
10A option					1,90	
10B direct	0,85	1,16	1,45		1,85	1,50
10B option 1	0,60	1,05	1,50	1,70	1,00	1,70
10B option 2	0,85	0,92	1,45	1,70		1,50

All measures are in meters









**Obstacle 11 – The Science Laboratory**

***Le Laboratoire des Sciences***

After a lot of intensity, horses and riders need a bit of a "let-up jump" to catch their breath and rebuild their confidence, if needed. This table is related to the next fence (12) with a smooth curve to the left in 7 or 8 strides, or more, to encourage the competitor to focus on their horse's balance and rhythm instead of galloping flat.



Number	Height	Height of hedge	Drop	Top spread	Base spread	Jumpable width
11	1,20			1,00	2,70	2,00

All measures are in meters





**Obstacle 12 – The Enlightenment Bookcase**

***La Bibliothèque des Lumières***

After a lot of intensity, horses and riders need a bit of a "let-up jump" to catch their breath and rebuild their confidence, if needed. This table is related to the next fence (12) with a smooth curve to the left in 7 or 8 strides, or more, to encourage the competitor to focus on their horse's balance and rhythm instead of galloping flat.



Number	Height	Height of hedge	Drop	Top spread	Base spread	Jumpable width
12	1,18			1,65	2,70	2,70

All measures are in meters



**Obstacle 13 AB – The Sailors' Workshop**  
*L'Atelier des matelots*

These two boat hulls, currently "under construction," are placed parallel but offset. Accuracy, concentration, and the appropriate pace will be key.



Number	Height	Height of hedge	Drop	Top spread	Base spread	Jumpable width
13A	1,20				2,70	2,50
13B	1,18				2,70	2,50

All measures are in meters








**Obstacle 14 – The Impressionists’ Guinguette**  
*La Guinguette des Impressionnistes*

A simple, massive picnic table of maximum dimensions, located on the approach to the first pontoon across the Grand Canal, will help riders gain control for a safe turn.



Number	Height	Height of hedge	Drop	Top spread	Base spread	Jumpable width
14	1,20				2,70	2,50

All measures are in meters



**Obstacle 15 – The Tiny Ditch**  
***Le Petit Fossé***

This natural ditch may look small, but the white limestone on the landing side will help riders read it properly. It also prepares them for the next element, requiring a positive, forward approach as they go uphill.



Number	Height	Height of hedge	Drop	Top spread	Base spread	Jumpable width
15					2,80	

All measures are in meters



**Obstacle 16 ABCD – The Viewpoint over the Grand Canal**  
***Le Belvédère du Grand Canal***


A huge step-down to another ditch, followed by three strides to a skinny arrowhead brush, might create disorder for some competitors. They will need to be very solid, fast, elastic, and always in sync with their horse. Due to the combination of these typical cross-country elements, maintaining the correct line to the third jump, with riders always in command, will be essential.



Number	Height	Height of hedge	Drop	Top spread	Base spread	Jumpable width
16A direct			2,00			
16BC direct					3,00	
16D direct		1,40			2,70	1,40
16A option			1,90			
16B option		1,36			1,90	1,50
16CD option		1,39			2,20	1,50
16BCD option		1,35			1,90	1,50

All measures are in meters








**Obstacle 17 AB – The « à la française » Garden**  
**Le Jardin à la Française**

Two large angled brush fences are positioned here for two reasons: to allow for a good gallop and to prevent a flat approach. Additionally, some "ride and jump" fences are included to help regain confidence if needed.



Number	Height	Height of hedge	Drop	Top spread	Base spread	Jumpable width
17A	0,96	1,40			2,70	4,00
17B	0,98	1,40			2,70	4,00

All measures are in meters



**Obstacle 18 – The Stag**  
**Le Cerf**

Will the horses be bothered by this "monstrous" fence? Not at all. It has an easy profile to negotiate with care, just like the others. Simple as that.



Number	Height	Height of hedge	Drop	Top spread	Base spread	Jumpable width
18	1,20				2,70	2,00

All measures are in meters





**Obstacle 19 – The Estovers Log Piles**  
*Les Affouages*

One of the challenges of designing in the Versailles park is the abundance of straight avenues. To prevent this cross-country course from resembling a steeplechase, we deliberately incorporated slight curves and relatively straightforward "ride and jump" fences.



Number	Height	Height of hedge	Drop	Top spread	Base spread	Jumpable width
19	1,20				2,70	2,20

All measures are in meters




**Obstacle 20 – The Estovers Log Piles**  
*Les Affouages*

These two log stacks look absolutely enormous, which is a good safety feature as it commands respect from both the horse and rider. However, these fences are very inviting and well within the permitted dimensions.



Number	Height	Height of hedge	Drop	Top spread	Base spread	Jumpable width
20	1,20				2,70	2,20

All measures are in meters



**Obstacle 21 ABC – The Whimsical Woods**  
*Les Caprices de la Forêt*


This last undergrowth section is the most naturally undulating part of the course. With a frangible vertical in front of a slope and big skinny brush log pimples, it tests the competitor's ability to read the fence correctly: balance, accuracy, and boldness are essential.




Number	Height	Height of hedge	Drop	Top spread	Base spread	Jumpable width
21A direct	1,18				1,00	2,50
21A option	1,18				1,70	1,50
21B direct	1,02	1,40			2,20	1,40
21B option	1,17				1,10	2,00
21C	1,03	1,40			2,00	1,40


All measures are in meters











**Obstacle 22 – The Traditional French Equestrian School**  
***L'Équitation de Tradition Française***

While galloping towards the last section of the course, competitors will have to negotiate this huge saddlery trunk. Nothing technically difficult, except that it come after a few strides going down hill. Attention !



Number	Height	Height of hedge	Drop	Top spread	Base spread	Jumpable width
22	1,17			1,40	2,50	3,00

All measures are in meters





**Obstacle 23 ABCD – The Étoile Royale waters**  
**Les Eaux de l'Étoile Royale**

A large log must be jumped in the central petal, which consists of a water pond with a brush fence as its vein, to be cleared at a strong angle. Riders will then have the choice of either making a sharp turn to an open corner or taking a slightly longer route to another open corner. There is also a much longer route for those running low on "petrol" or wanting to complete this Olympic course: from the A element, they must jump a narrow vertical, make a 180° turn, and head towards an open corner. All B, C, and D elements are frangible.



Number	Height	Height of hedge	Drop	Top spread	Base spread	Jumpable width
23A	1,16		1,50		2,48	9,00
23BC	0,90	1,35		1,40	2,60	3,00
23D direct	1,19			1,70	2,65	1,80
23D option	1,18			1,65	2,60	1,80
23B option	1,16				0,90	1,60


All measures are in meters











**Obstacle 24 – The Hundred Steps Staircase**  
***L'Escalier des Cent Marches***

Horses will leap over this easy triple-bar profile fence (frangible) to reach the final combination of the course.



Number	Height	Height of hedge	Drop	Top spread	Base spread	Jumpable width
24	1,20				2,70	3,50

All measures are in meters



**Obstacle 25 AB – The Cornelian Dilemma**  
***Le Choix Cornélien***

With 26, two jumps with separate numbers present a critical question at this stage, conveying the message: you can chase the clock, but reasonably. Being in full control of your horse, which is still very fit at this point, is a priority. Agility, balance, and reactivity will be essential.



Number		Height of hedge	Drop	Top spread	Base spread	Jumpable width
25 direct	0,90	1,40			2,00	1,40
25 option	0,93	1,35			1,50	1,45

All measures are in meters








**Obstacle 26 – The Cornelian Dilemma**  
***Le Choix Cornélien***

With 25, two jumps with separate numbers present a critical question at this stage, conveying the message: you can chase the clock, but reasonably. Being in full control of your horse, which is still very fit at this point, is a priority. Agility, balance, and reactivity will be essential.



Number	Height	Height of hedge	Drop	Top spread	Base spread	Jumpable width
26 direct	0,90	1,40			2,00	1,20
26 option	0,97	1,27			1,60	1,60

All measures are in meters



**Obstacle 27 – Los Angeles 2028**  
*Los Angeles 2028*

This frangible fence does not require a very big jump but demands respect and controlled speed. As a nod to the next Olympic Games, it symbolizes a passing of the torch and is inspired by the iconic Los Angeles Memorial Coliseum.



Number	Height	Height of hedge	Drop	Top spread	Base spread	Jumpable width
27	1,18				1,60	2,10

All measures are in meters



**Obstacle 28 – Liberté, Égalité, Fraternité**  
**Liberté, Égalité, Fraternité**

In reference to the French motto, the last fence of this Olympic course will appear a bit more imposing as it is positioned on top of a small mound. The small bushes on the final approach should also help horses and riders read the fence more effectively.



Number	Height	Height of hedge	Drop	Top spread	Base spread	Jumpable width
28	1,19				2,40	3,60

All measures are in meters